



Adjustable Shelving Systems

Industrial

Food Service

Health Care

Industrial • Food Service • Health Care

MAXEL Adjustable Wire shelving system, with a long history specializing in making metal and stainless steel commercial and household wire shelving. Besides, we do making specialize metal and stainless steel furniture for commercial kitchen, electronic manufacturer, hospital and household etc.

We have a 37,000-square-foot factory housing 50 employees with four production lines. Our facility is fully equipped that support to our product range. The product surface finishing we can offer are chrome plating , stainless steel and Zinc plated with powder coating, etc. New product design and development is operated in house by our professional personnel , we would promote new concept of DIY household products regularly and apply for our own patent. Maxel wire shelving system has been certified by NSF organization in which certify safely use for food grade segment

Our products are much popular thanks to their special features like steady structure, heavy duty loading capacity, add on design, adjustable height and elegant knockdown package, etc, Today, our product are widely used in cleanroom environment by electronic manufacturer, hospital and medical firm; storage and merchandise for frozen food operators, fast food chain, hotel, industrial & manufacturer production storage, petrol ksiok and restaurant. Please feel free to contact us for more information.





Maxel offer wide range of finishes to meet to various storage environments in order to ensure our valued customers could have more efficient and productive operation environment. Each design provides strength, durability and flexibility storage system concepts.

Improved Productivity ~ Maxel Wire Shelving is easy, no-hassle and fuctional. Wire shelvess are widely available in different sizes which could help to meet customers' requirements for improving workers' efficiency.

Improved Inventories' Visibility ~ The design of Maxel Wire Shelving allows increased light and visibity of inventories which ensure workers could handle the stocks in hand easier.

Cost Effective ~ Maxel Wire Shelving system can provide more capacity in less space. Our valued customers consume less time to assemble and also dismantle wire shelving easily by only using a hammer. There is no maintainance need for wire shelving.

Optimized Space ~ Maxel Wire Shelving not only optimize the vertical space, but also utilize on wall space. The height for each tier of shelf is adjustable on 1" (25mm) increments.

Enhanced Versatility ~ Maxel Wire Shelving is applicable not only in the industry, but also at office and home. Wire shelves can be used to keep office equipments, kitchen arsenals, foods, and others. Besides, wire shelving can be equipped with wheels which making it extremely easy to move from one place to others.

Improved Orderliness and Cleanliness ~ Maxel Wire Shelving is open mesh design which allows free air circulation to minimize moisture and dust accumulation. Our valued customers could place the label on wire shelves in order to differentiate their products, tools, equipments or others in one neat and organised place.

Finish Type

Eco Chrome Series

Economically priced. Eco Chrome Series is electro-plated nickel-chrome finish. This economically priced series is a quality finish that is designed for medium weight display and dry storage.

Chrome series

Attractive & High-Tech Look Chrome is electro-plated nickel-chrome finish. This attractive & high-tech look finish is hard and durable with an economical price. This finish has proven to be favourite and perfect for display and dry storage.

ABS Plastic Mat series

Plastic Mat and its frame contain antimicrobial agent which could protect the finishes from bacteria, viruses, mold, fungi and also other disease organism. This finish can be used in any environment (-29°C to 49°C) and the removable mat could ensure the cleanliness of mat.



Poly Green

“Ten years warranty against rust and corrosion”. Poly Green features green powder epoxy coated over zinc-chromate electro-plating with Microban antimicrobial product protection which is built-in during the manufacturing process. It is designed to last for the life of the product. It utilizes an antimicrobial additive that is effective against a wide range of bacteria, mold and fungi which may cause odors, stains and product degradation.. Poly Green finish is ideal for dry, freezer and cooler storage.

Poly Brite

“Improved version poly brite comes with 3 years warranty against rust”. Poly Brite features silver powder epoxy coated over zinc-chromate electro-plating that ensures a strong durable finish. This series able to handle extremes temperature and moisture environment better. Poly Brite finish is ideal for dry, freezer and cooler storage.

Stainless Steel

Rust & Corrosion Resistance. Stainless steel features electro polishing to its surface. It provides durability and life lasting finish. It handles all moisture and temperature extremes environment resists rust and corrosion which make them an ideal for all type of storage requirement.

How to choose your shelving system

Select a right and perfect shelving system will improve productivity and efficiency of the operation. Understanding and considering the following factors makes it much easier to choose a perfect combination of shelving system.

The physical of stores ~ You need to understand the dimensions and quantities of the stocks you wish to store. The shelving system you choose must fit the storage to ensure the storage area neater and the products easier to locate.

The capacity of shelving system ~ The heavier stores, then the higher density and stronger shelving systems you need.

The environment of storage area ~ Freezer and coolers storage area require rust and corrosion prevention. Eco Chrome and Chrome series are only suitable for dry storage.

Available space and configuration ~ You need to take an accurate measurement of the space and configuration of storage area. Wall system could help to maximize floor storage area.

The accessibility and visibility of storage ~ The design of shelving system could affect the visibility and accessibility of storage. The right shelving system not only make the stock check list clearer but also make loading and unloading easier and faster.

Area	Eco Chrome	Chrome	ABS Plastic Mat	Poly Green	Poly Brite	Stainless Steel
Dry Storage	😊	😊	😊	😊	😊	😊
Freezer / Cooler	😞	😞	😊	😊	😊	😊
Food Prep Area	😊	😊	😊	😊	😊	😊
Dish Wash Area	😞	😞	😊	😊	😊	😊

Maxel Wire Shelf

Adjustable ~ Shelves easily adjusted and repositioned on 1" (25mm) increments that cater to your needs. Unique Design - Open wire truss design minimizes moisture and dust accumulation; allow free air circulation, greater merchandise visibility.



Cat No.	Width X Length		Cat No.	Width X Length	
	(IN.)	(MM.)		(IN.)	(MM.)
S1424 *	14 X 24	355 X 610	S2124 *	21 X 24	533 X 610
S1430 *	14 X 30	355 X 756	S2130 *	21 X 30	533 X 756
S1436 *	14 X 36	355 X 908	S2136 *	21 X 36	533 X 908
S1442 *	14 X 42	355 X 1060	S2142 *	21 X 42	533 X 1060
S1448 *	14 X 48	355 X 1213	S2148 *	21 X 48	533 X 1213
S1454 *	14 X 54	355 X 1364	S2154 *	21 X 54	533 X 1364
S1460 *	14 X 60	355 X 1518	S2160 *	21 X 60	533 X 1518
S1472 *	14 X 72	355 X 1823	S2172 *	21 X 72	533 X 1823
S1824 *	18 X 24	457 X 610	S2424 *	24 X 24	610 X 610
S1830 *	18 X 30	457 X 756	S2430 *	24 X 30	610 X 756
S1836 *	14 X 36	457 X 908	S2436 *	24 X 36	610 X 908
S1842 *	18 X 42	457 X 1060	S2442 *	24 X 42	610 X 1060
S1848 *	18 X 48	457 X 1213	S2448 *	24 X 48	610 X 1213
S1854 *	18 X 54	457 X 1364	S2454 *	24 X 54	610 X 1364
S1860 *	18 X 60	457 X 1518	S2460 *	24 X 60	610 X 1518
S1872 *	18 X 72	457 X 1823	S2472 *	24 X 72	610 X 1823

Finish	Suffix
Eco Chrome	CE
Chrome	C
Poly Brite	EZ
Poly Green	GZ
Stainless Steel	S

Select a finish and place the suffix into "*" (with Cat No.)

Posts

Rugged 1" diameter steel post is grooved. Shelves adjust on 1" increments. Shelf clips snap on posts, allowing shelf collar to slide over for a secure fit. Floor levelling bolt included to compensate for uneven surfaces. Special length posts are available.**



Posts are double-grooved every 8" for easy identification

Cat No.	Length		Cat No.	Length	
	(IN.)	(MM.)		(IN.)	(MM.)
P6 *	6"	150	P48 *	48"	1200
P8 *	8"	200	P54 *	54"	1370
P12 *	12"	300	P60 *	60"	1500
P20 *	20"	515	P63 *	63"	1600
P24 *	24"	600	P70 *	70"	1800
P25 *	25"	654	P74 *	74"	1880
P33 *	33"	830	P83 *	83"	2100
P35 *	35"	890	P86 *	86"	2200
P42 *	42"	1065	P96 *	96"	2438

Select a finish and place the suffix into "*" (with Cat No.)

Finish	Suffix
Eco Chrome	CE
Chrome	C
Poly Brite	EZ
Poly Green	GZ
Stainless Steel	S

Shelves and post are carton packed.

For special length of posts, please consult MAXEL local sales representative.

Starter Shelving Units

MAXEL Starter Shelving unit ~ consists of four (4) shelves and four (4) post in the height and shelf size indicated.



4 SHELVES - 60" (H)

Cat No.	Width X Length X Height		Cat No.	Width X Length X Height	
	(IN.)	(MM.)		(IN.)	(MM.)
1424 *6	14 X 24 X 60	355 X 610 X 1500	2124 *6	21 X 24 X 60	533 X 610 X 1500
1430 *6	14 X 30 X 60	355 X 756 X 1500	2130 *6	21 X 30 X 60	533 X 756 X 1500
1436 *6	14 X 36 X 60	355 X 908 X 1500	2136 *6	21 X 36 X 60	533 X 908 X 1500
1442 *6	14 X 42 X 60	355 X 1060 X 1500	2142 *6	21 X 42 X 60	533 X 1060 X 1500
1448 *6	14 X 48 X 60	355 X 1213 X 1500	2148 *6	21 X 48 X 60	533 X 1213 X 1500
1454 *6	14 X 54 X 60	355 X 1364 X 1500	2154 *6	21 X 54 X 60	533 X 1364 X 1500
1460 *6	14 X 60 X 60	355 X 1518 X 1500	2160 *6	21 X 60 X 60	533 X 1518 X 1500
1472 *6	14 X 72 X 60	355 X 1823 X 1500	2172 *6	21 X 72 X 60	533 X 1823 X 1500
1824 *6	18 X 24 X 60	457 X 610 X 1500	2424 *6	24 X 24 X 60	610 X 610 X 1500
1830 *6	18 X 30 X 60	457 X 756 X 1500	2430 *6	24 X 30 X 60	610 X 756 X 1500
1836 *6	14 X 36 X 60	457 X 908 X 1500	2436 *6	24 X 36 X 60	610 X 908 X 1500
1842 *6	18 X 42 X 60	457 X 1060 X 1500	2442 *6	24 X 42 X 60	610 X 1060 X 1500
1848 *6	18 X 48 X 60	457 X 1213 X 1500	2448 *6	24 X 48 X 60	610 X 1213 X 1500
1854 *6	18 X 54 X 60	457 X 1364 X 1500	2454 *6	24 X 54 X 60	610 X 1364 X 1500
1860 *6	18 X 60 X 60	457 X 1518 X 1500	2460 *6	24 X 60 X 60	610 X 1518 X 1500
1872 *6	18 X 72 X 60	457 X 1823 X 1500	2472 *6	24 X 72 X 60	610 X 1823 X 1500

Finish	Suffix
Eco Chrome	CE
Chrome	C
Poly Brite	EZ
Poly Green	GZ
Stainless Steel	S

Select a finish and place the suffix into "*" (with Cat No.)

Starter Shelving Units

MAXEL Starter Shelving unit ~ consists of four (4) shelves and four (4) posts in the height and shelf size indicated.



4 SHELVES - 70" (H)


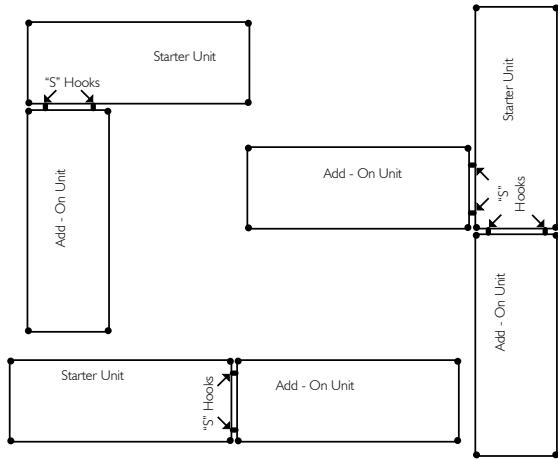
Cat No.	Width X Length X Height		Cat No.	Width X Length X Height	
	(IN.)	(MM.)		(IN.)	(MM.)
1424 *7	14 X 24 X 70	355 X 610 X 1800	2124 *7	21 X 24 X 70	533 X 610 X 1800
1430 *7	14 X 30 X 70	355 X 756 X 1800	2130 *7	21 X 30 X 70	533 X 756 X 1800
1436 *7	14 X 36 X 70	355 X 908 X 1800	2136 *7	21 X 36 X 70	533 X 908 X 1800
1442 *7	14 X 42 X 70	355 X 1060 X 1800	2142 *7	21 X 42 X 70	533 X 1060 X 1800
1448 *7	14 X 48 X 70	355 X 1213 X 1800	2148 *7	21 X 48 X 70	533 X 1213 X 1800
1454 *7	14 X 54 X 70	355 X 1364 X 1800	2154 *7	21 X 54 X 70	533 X 1364 X 1800
1460 *7	14 X 60 X 70	355 X 1518 X 1800	2160 *7	21 X 60 X 70	533 X 1518 X 1800
1472 *7	14 X 72 X 70	355 X 1823 X 1800	2172 *7	21 X 72 X 70	533 X 1823 X 1800
1824 *7	18 X 24 X 70	457 X 610 X 1800	2424 *7	24 X 24 X 70	610 X 610 X 1800
1830 *7	18 X 30 X 70	457 X 756 X 1800	2430 *7	24 X 30 X 70	610 X 756 X 1800
1836 *7	14 X 36 X 70	457 X 908 X 1800	2436 *7	24 X 36 X 70	610 X 908 X 1800
1842 *7	18 X 42 X 70	457 X 1060 X 1800	2442 *7	24 X 42 X 70	610 X 1060 X 1800
1848 *7	18 X 48 X 70	457 X 1213 X 1800	2448 *7	24 X 48 X 70	610 X 1213 X 1800
1854 *7	18 X 54 X 70	457 X 1364 X 1800	2454 *7	24 X 54 X 70	610 X 1364 X 1800
1860 *7	18 X 60 X 70	457 X 1518 X 1800	2460 *7	24 X 60 X 70	610 X 1518 X 1800
1872 *7	18 X 72 X 70	457 X 1823 X 1800	2472 *7	24 X 72 X 70	610 X 1823 X 1800

Select a finish and place the suffix into "*" (with Cat No.)	Finish	Suffix
		Eco Chrome
	Chrome	C
	Poly Brite	EZ
	Poly Green	GZ
	Stainless Steel	S

For 5 or more shelves units and special length of posts, please consult MAXEL local sales representative.

Add-On Shelving Units

MAXEL Add-On Shelving units ~ Saves time and money by eliminating posts and replacing with “S” Hooks.



4 SHELVES - 60" (H)

Cat No.	Width X Length X Height		Cat No.	Width X Length X Height	
	(IN.)	(MM.)		(IN.)	(MM.)
A1424 *6	14 X 24 X 60	355 X 610 X 1500	A2124 *6	21 X 24 X 60	533 X 610 X 1500
A1430 *6	14 X 30 X 60	355 X 756 X 1500	A2130 *6	21 X 30 X 60	533 X 756 X 1500
A1436 *6	14 X 36 X 60	355 X 908 X 1500	A2136 *6	21 X 36 X 60	533 X 908 X 1500
A1442 *6	14 X 42 X 60	355 X 1060 X 1500	A2142 *6	21 X 42 X 60	533 X 1060 X 1500
A1448 *6	14 X 48 X 60	355 X 1213 X 1500	A2148 *6	21 X 48 X 60	533 X 1213 X 1500
A1454 *6	14 X 54 X 60	355 X 1364 X 1500	A2154 *6	21 X 54 X 60	533 X 1364 X 1500
A1460 *6	14 X 60 X 60	355 X 1518 X 1500	A2160 *6	21 X 60 X 60	533 X 1518 X 1500
A1472 *6	14 X 72 X 60	355 X 1823 X 1500	A2172 *6	21 X 72 X 60	533 X 1823 X 1500
A1824 *6	18 X 24 X 60	457 X 610 X 1500	A2424 *6	24 X 24 X 60	610 X 610 X 1500
A1830 *6	18 X 30 X 60	457 X 756 X 1500	A2430 *6	24 X 30 X 60	610 X 756 X 1500
A1836 *6	14 X 36 X 60	457 X 908 X 1500	A2436 *6	24 X 36 X 60	610 X 908 X 1500
A1842 *6	18 X 42 X 60	457 X 1060 X 1500	A2442 *6	24 X 42 X 60	610 X 1060 X 1500
A1848 *6	18 X 48 X 60	457 X 1213 X 1500	A2448 *6	24 X 48 X 60	610 X 1213 X 1500
A1854 *6	18 X 54 X 60	457 X 1364 X 1500	A2454 *6	24 X 54 X 60	610 X 1364 X 1500
A1860 *6	18 X 60 X 60	457 X 1518 X 1500	A2460 *6	24 X 60 X 60	610 X 1518 X 1500
A1872 *6	18 X 72 X 60	457 X 1823 X 1500	A2472 *6	24 X 72 X 60	610 X 1823 X 1500

Select a finish and place the suffix into "*" (with Cat No.)

Finish	Suffix
Eco Chrome	CE
Chrome	C
Poly Brite	EZ
Poly Green	GZ
Stainless Steel	S

Add-On Shelving Units



MAXEL Add-On Shelving units ~ Saves time and money by eliminating posts and replacing with “S” Hooks.



“S” Hook

2 are required for each storage level.

4 SHELVES - 70” (H)

Cat No.	Width X Length X Height		Cat No.	Width X Length X Height	
	(IN.)	(MM.)		(IN.)	(MM.)
AI424 *7	14 X 24 X 70	355 X 610 X 1800	A2124 *7	21 X 24 X 70	533 X 610 X 1800
AI430 *7	14 X 30 X 70	355 X 756 X 1800	A2130 *7	21 X 30 X 70	533 X 756 X 1800
AI436 *7	14 X 36 X 70	355 X 908 X 1800	A2136 *7	21 X 36 X 70	533 X 908 X 1800
AI442 *7	14 X 42 X 70	355 X 1060 X 1800	A2142 *7	21 X 42 X 70	533 X 1060 X 1800
AI448 *7	14 X 48 X 70	355 X 1213 X 1800	A2148 *7	21 X 48 X 70	533 X 1213 X 1800
AI454 *7	14 X 54 X 70	355 X 1364 X 1800	A2154 *7	21 X 54 X 70	533 X 1364 X 1800
AI460 *7	14 X 60 X 70	355 X 1518 X 1800	A2160 *7	21 X 60 X 70	533 X 1518 X 1800
AI472 *7	14 X 72 X 70	355 X 1823 X 1800	A2172 *7	21 X 72 X 70	533 X 1823 X 1800
AI824 *7	18 X 24 X 70	457 X 610 X 1800	A2424 *7	24 X 24 X 70	610 X 610 X 1800
AI830 *7	18 X 30 X 70	457 X 756 X 1800	A2430 *7	24 X 30 X 70	610 X 756 X 1800
AI836 *7	14 X 36 X 70	457 X 908 X 1800	A2436 *7	24 X 36 X 70	610 X 908 X 1800
AI842 *7	18 X 42 X 70	457 X 1060 X 1800	A2442 *7	24 X 42 X 70	610 X 1060 X 1800
AI848 *7	18 X 48 X 70	457 X 1213 X 1800	A2448 *7	24 X 48 X 70	610 X 1213 X 1800
AI854 *7	18 X 54 X 70	457 X 1364 X 1800	A2454 *7	24 X 54 X 70	610 X 1364 X 1800
AI860 *7	18 X 60 X 70	457 X 1518 X 1800	A2460 *7	24 X 60 X 70	610 X 1518 X 1800
AI872 *7	18 X 72 X 70	457 X 1823 X 1800	A2472 *7	24 X 72 X 70	610 X 1823 X 1800

	Finish	Suffix
Select a finish and place the suffix into “*” (with Cat No.)	Eco Chrome	CE
	Chrome	C
	Poly Brite	EZ
	Poly Green	GZ
	Stainless Steel	S

For 5 or more shelves units and special length of posts, please consult MAXEL local sales representative.

Extra Wide Shelving Units

MAXEL Extra Wide Wire Shelf ~ Durable 30" and 36" width Wire Shelving is reinforced for extra-strength with three trusses design enables shelf heavy capacity load. Functional wire shelf design enables free air circulation, which helping to minimize dust accumulation. Wire shelf offers convenient access from all sides. Shelves easily adjusted and repositioned on 1" (25mm) increments that cater to your needs.

Cat No.	Width X Length	
	(IN.)	(MM.)
S3036 *	30 X 36	756 X 908
S3048 *	30 X 48	756 X 1213
S3060 *	30 X 60	756 X 1518
S3072 *	30 X 72	756 X 1823
S3636*	36 X 36	908 X 908
S3648 *	36 X 48	908 X 1213
S3660 *	36 X 60	908 X 1518
S3672 *	36 X 72	908 X 1823



Starter Units ~ consists of three (3) shelves and four (4) posts in the height and shelf size indicated.

Add On Units ~ consists of three (3) shelves, two (2) posts and six (6) 'S' Hooks.

3 SHELVES - 60" (H)

STARTER UNIT			ADD ON UNIT		
Cat No.	Width X Length X Height		Cat No.	Width X Length X Height	
	(IN.)	(MM.)		(IN.)	(MM.)
3036 *6	30 X 36 X 60	756 X 908 X 1500	A3036 *6	30 X 36 X 60	756 X 908 X 1500
3048 *6	30 X 48 X 60	756 X 1213 X 1500	A3048 *6	30 X 48 X 60	756 X 1213 X 1500
3060 *6	30 X 60 X 60	756 X 1518 X 1500	A3060 *6	30 X 60 X 60	756 X 1518 X 1500
3072 *6	30 X 72 X 60	756 X 1823 X 1500	A3072 *6	30 X 72 X 60	756 X 1823 X 1500
3636*6	36 X 36 X 60	908 X 908 X 1500	A3636*6	36 X 36 X 60	908 X 908 X 1500
3648 *6	36 X 48 X 60	908 X 1213 X 1500	A3648 *6	36 X 48 X 60	908 X 1213 X 1500
3660 *6	36 X 60 X 60	908 X 1518 X 1500	A3660 *6	36 X 60 X 60	908 X 1518 X 1500
3672 *6	36 X 72 X 60	908 X 1823 X 1500	A3672 *6	36 X 72 X 60	908 X 1823 X 1500

	Finish	Suffix
Select a finish and place the suffix into "*" (with Cat No.)	Chrome	C
	Poly Brite	EZ
	Poly Green	GZ
	Stainless Steel	S

Maxel Triangle Shelf

MAXEL Triangle Shelf ~ Every triangle shelving unit is required three (3) pieces of posts. It is perfect ideal for corner storage.

MAXEL Triangle Shelf Starter Shelving unit ~ consists of four (4) shelves and three (3) posts in the height and shelf size indicated.

Chrome finishing available **



Cat No.	Width X Length X Height	
	(IN.)	(MM.)
ST18C3	18 X 18 X 35	450 X 450 X 890
ST24C3	24 X 24 X 35	600 X 600 X 890

Maxel ABS Plastic Mat Shelf

MAXEL ABS Plastic Mat Shelf ~ Excellent solution when shelf cleanliness is very important. Mat is easily to remove and its smooth surfaces promote easy routine wash and clean by dish machines and its surface quickly wipe cleans. Mat is spills clean quickly and easily, reducing the risk of cross-contamination and this design allow free air circulation. Is ideal for general wet or humid environments such as walk in coolers, sterile area and chemical storage. Robust shelves are designed to function its stationary, mobile, space planning and wall mount system. Variety of accessories will help contain, identify, organize a transport supplies. The finish type for frame : Poly Green, Poly Brite and Stainless Steel.



Cat No.	Width X Length		Cat No.	Width X Length	
	(IN.)	(MM.)		(IN.)	(MM.)
ABS1824 *	18 X 24	450 X 600	ABS2424 *	24 X 24	600 X 600
ABS1830 *	18 X 30	450 X 750	ABS2430 *	24 X 30	600 X 750
ABS1836 *	14 X 36	450 X 900	ABS2436 *	24 X 36	600 X 900
ABS1842 *	18 X 42	450 X 1050	ABS2442 *	24 X 42	600 X 1050
ABS1848 *	18 X 48	450 X 1200	ABS2448 *	24 X 48	600 X 1200
ABS1854 *	18 X 54	450 X 1350	ABS2454 *	24 X 54	600 X 1350
ABS1860 *	18 X 60	450 X 1500	ABS2460 *	24 X 60	600 X 1500
ABS1872 *	18 X 72	450 X 1800	ABS2472 *	24 X 72	600 X 1800

Select a finish and place the suffix into "*" (with Cat No.)

Finish	Suffix
Poly Brite	EZ
Poly Green	GZ
Stainless Steel	S

Starter Shelving Units

MAXEL Starter Shelving unit ~ consists of four (4) shelves and four (4) posts in the height and shelf size indicated.



4 SHELVES - 60" (H)
Width X Length X Height



4 SHELVES - 70" (H)
Width X Length X Height

Cat No.	(IN.)	(MM.)	Cat No.	(IN.)	(MM.)
ABS1824 *6	18 X 24 X 60	450 X 600 X 1500	ABS1824 *7	18 X 24 X 70	450 X 600 X 1800
ABS1830 *6	18 X 30 X 60	450 X 750 X 1500	ABS1830 *7	18 X 30 X 70	450 X 750 X 1800
ABS1836 *6	14 X 36 X 60	450 X 900 X 1500	ABS1836 *7	14 X 36 X 70	450 X 900 X 1800
ABS1842 *6	18 X 42 X 60	450 X 1050 X 1500	ABS1842 *7	18 X 42 X 70	450 X 1050 X 1800
ABS1848 *6	18 X 48 X 60	450 X 1200 X 1500	ABS1848 *7	18 X 48 X 70	450 X 1200 X 1800
ABS1854 *6	18 X 54 X 60	450 X 1350 X 1500	ABS1854 *7	18 X 54 X 70	450 X 1350 X 1800
ABS1860 *6	18 X 60 X 60	450 X 1500 X 1500	ABS1860 *7	18 X 60 X 70	450 X 1500 X 1800
ABS1872 *6	18 X 72 X 60	450 X 1800 X 1500	ABS1872 *7	18 X 72 X 70	450 X 1800 X 1800
ABS2424 *6	24 X 24 X 60	600 X 600 X 1500	ABS2424 *7	24 X 24 X 70	600 X 600 X 1800
ABS2430 *6	24 X 30 X 60	600 X 750 X 1500	ABS2430 *7	24 X 30 X 70	600 X 750 X 1800
ABS2436 *6	24 X 36 X 60	600 X 900 X 1500	ABS2436 *7	24 X 36 X 70	600 X 900 X 1800
ABS2442 *6	24 X 42 X 60	600 X 1050 X 1500	ABS2442 *7	24 X 42 X 70	600 X 1050 X 1800
ABS2448 *6	24 X 48 X 60	600 X 1200 X 1500	ABS2448 *7	24 X 48 X 70	600 X 1200 X 1800
ABS2454 *6	24 X 54 X 60	600 X 1350 X 1500	ABS2454 *7	24 X 54 X 70	600 X 1350 X 1800
ABS2460 *6	24 X 60 X 60	600 X 1500 X 1500	ABS2460 *7	24 X 60 X 70	600 X 1500 X 1800
ABS2472 *6	24 X 72 X 60	600 X 1800 X 1500	ABS2472 *7	24 X 72 X 70	600 X 1800 X 1800

Select a finish and place the suffix into "*" (with Cat No.)

Finish	Suffix
Poly Brite	EZ
Poly Green	GZ
Stainless Steel	S

For 5 or more shelves units and special length of posts, please consult MAXEL local sales representative.

Accessories

MAXEL Add-On Accessories ~ Strengthen shelf units by using accessories to optimize shelf usability.

Shelf Ledges - Side and Back ledges installed to prevent items falling from shelves

Cat No.	Length X Height		Cat No.	Length X Height	
	(IN.)	(MM.)		(IN.)	(MM.)
L14 *	14 X 4	350 X 100	L42 *	42 X 4	1050 X 100
L18 *	18 X 4	450 X 100	L48 *	48 X 4	1200 X 100
L21 *	21 X 4	530 X 100	L54 *	54 X 4	1350 X 100
L24 *	24 X 4	600 X 100	L60 *	60 X 4	1500 X 100
L30 *	30 X 4	750 X 100	L72 *	72 X 4	1800 X 100
L36 *	36 X 4	900 X 100			



4" H Shelf Ledges

Shelf Dividers - Dividers keep wire shelf contents norganised, sorting items orderly



8" H Shelf Divider

Cat No.	Length X Height	
	(IN.)	(MM.)
D14 *	14 X 8	350 X 200
D18 *	18 X 8	450 X 200
D21 *	21 X 8	530 X 200
D24 *	24 X 8	600 X 200
D30 *	30 X 8	750 X 200
D36 *	36 X 8	900 X 200

Select a finish and place the suffix into "*" (with Cat No.)

Finish	Suffix
Chrome	C
Poly Brite	EZ
Poly Green	GZ
Stainless Steel	S

MAXEL Add-On Accessories ~ Strengthen shelf units by using accessories to optimize shelf usability.

Label Holders ~ to identify shelf contents with these plastic label holders, available in two styles. Label not included. Colour in Grey or Transparent. Available in a variety of lengths

Slot In Label Holder			Adhesive Label Holder		
Cat No.	Length X Height		Cat No.	Length X Height	
	(IN.)	(MM.)		(IN.)	(MM.)
SLH 3 *	3 X 1-1/4	75 X 32	ALH 3 *	3 X 1-1/4	75 X 32
SLH 6 *	6 X 1-1/4	150 X 32	ALH 6 *	6 X 1-1/4	150 X 32
SLH 13 *	13 X 1-1/4	330 X 32	ALH 13 *	13 X 1-1/4	330 X 32
SLH 19 *	19 X 1-1/4	480 X 32	ALH 19 *	19 X 1-1/4	480 X 32
SLH 25 *	25 X 1-1/4	635 X 32	ALH 25 *	25 X 1-1/4	635 X 32
SLH 31 *	31 X 1-1/4	725 X 32	ALH 31 *	31 X 1-1/4	725 X 32
SLH 43 *	43 X 1-1/4	1090 X 32	ALH 43 *	43 X 1-1/4	1090 X 32
SLH 55 *	55 X 1-1/4	1395 X 32	ALH 55 *	55 X 1-1/4	1395 X 32
SLH 59 *	59 X 1-1/4	1500 X 32	ALH 59 *	59 X 1-1/4	1500 X 32



Slot In Label Holder ~ Insert from Side



Adhesive Label Holder ~ Front Adhesive

Clear Label Holder can be used as either slot in (insert from top) or adhesive (front adhesive)



Select a colour / design and place the suffix into "*" (with Cat No.)

Colour	Suffix
Transparent / Clear	C
Grey	G

Accessories

MAXEL Add-On Accessories ~ Strengthen shelf units by using accessories to optimize shelf usability.

Garment Hanger Tube with Brackets ~ attaches easily under Maxel Shelves for hanging garments.

Cat No.	Length of Hanger	
	(IN.)	(MM.)
Hanger Part 24 *	24	600 X 100
Hanger Part 35 *	35	900 X 100
Hanger Part 48 *	48	1200 X 100
Hanger Part 60 *	60	1500 X 100



Select a finish and place the suffix into "*" (with Cat No.)

Finish	Suffix
Chrome	C
Poly Brite	EZ
Poly Green	GZ
Stainless Steel	S

Special length is available, please consult MAXEL local sales representative.

Accessories

MAXEL Add-On Accessories ~ Strengthen shelf units by using accessories to optimize shelf usability.

Chrome 'S' Hook	S/Steel 'S' Hook
SH2C	SH2S
<p>"S" HOOK Two (2) are required for each storage level</p>	

Chrome Post Leveler	Zinc Alloy Post Leveler
CJ Foot Plate	ZNut

Chrome Post Clamps	S/Steel Chrome Post
Post Clamp (C)	Post Clamp (S)
<p>Post Clamps Joins units together for maximum strength.</p>	

Aluminium Clip	Plastic Clips
CJS9986Z	Plastic Clip

Chrome Tri-Angle F/Plate	S/Steel Tri-Angle F/Plate
CJ Tri Foot Plate	TFP (S)

<p>Donut Bumper 3" (Diameter)</p>	

S/Steel Round Foot Plate
RFP (S)

Stem Casters ~ Use with posts and shelves to create a mobile shelving unit.	
Wheel Material	Wheel Diameter
Resilient Rubber	3", 4", 5"
Polyurethane (PU)	3", 4", 5"
Conductive	3", 4", 5"

Accessories

MAXEL Add-On Accessories ~ Strengthen shelf units by using accessories to optimize shelf usability.

Three-Sided Wire Frames ~ Retains larger items from falling off shelf.

Cat No.	Width X Length	
	(IN.)	(MM.)
3F1824 *	18 X 24 X 18	457 X 610 X 457
3F1830 *	18 X 30 X 18	457 X 756 X 457
3F1836 *	18 X 36 X 18	457 X 908 X 457
3F1848 *	18 X 48 X 18	457 X 1213 X 457
3F1860 *	18 X 60 X 18	457 X 1518 X 457
3F1872 *	18 X 72 X 18	457 X 1823 X 457
3F2430 *	24 X 30 X 24	610 X 756 X 457
3F2436 *	24 X 36 X 24	610 X 908 X 457
3F2448 *	24 X 48 X 24	610 X 1213 X 457
3F2460 *	24 X 60 X 24	610 X 1518 X 457
3F2472 *	24 X 72 X 24	610 X 1823 X 457



Push / Extended Handles ~ Provide additional maneuverability to trolley or carts.

Cat No.	Width	
	(IN.)	(MM.)
EH14 *	14	350
EH18 *	18	450
EH21 *	21	530
EH24 *	24	600



Select a finish and place the suffix into "*" (with Cat No.)

Finish	Suffix
Chrome	C
Poly Brite	EZ
Poly Green	GZ
Stainless Steel	S

MAXEL Add-On Accessories ~ Strengthen shelf units by using accessories to optimize shelf usability.

One Piece Support Rail ~ Functions as side or back support for shelf.

Cat No.	Length	
	(IN.)	(MM.)
SR14 *	14	350
SR18 *	18	450
SR21 *	21	530
SR24 *	24	600
SR30 *	30	750
SR36 *	36	900
SR48 *	48	1200
SR60 *	60	1500



Utility Cart Handles ~ "U" shaped handles, used with Maxel shelves, casters and components to assemble a Cart / trolley to easy maneuver. (Standard Height at 38-1/2")

Cat No.	Width	
	(IN.)	(MM.)
UH14 *	14	350
UH18 *	18	450
UH21 *	21	530
UH24 *	24	600



Select a finish and place the suffix into "*" (with Cat No.)

Finish	Suffix
Chrome	C
Poly Brite	EZ
Poly Green	GZ
Stainless Steel	S

For special colour, please consult MAXEL local sales representative.

Accessories

MAXEL Add-On Accessories ~ Strengthen shelf units by using accessories to optimize shelf usability.

Rods & Tabs ~ from side and back enclosures for a shelving unit. It also can serve as uniform dividers within unit by passing through shelves from top to bottom. Recommended spacing : every 6" (150mm) to 12" (305mm), depending upon shelf contents.



Cat No.	Min Post Height	Rod Length	
	(IN.)	(IN.)	(MM.)
R52 *	54	52	1320
R61 *	63	61	1549
R72 *	74	72	1830
R84 *	86	84	2135

Tabs ~ Every rods is require four (4) tabs.

Enclosure Panel ~ an effective way to keep contents from moving or falling off during transportation. Require multiple panels in quantities shown for length above 24" (610mm).



Length (IN.)	Cat No.		
	Post Length (IN.)		
	54	60	70
14	EP5414 *	EP6014 *	EP7014 *
18	EP5418 *	EP6018 *	EP7018 *
21	EP5421 *	EP6021 *	EP7021 *
24	EP5424 *	EP6024 *	EP7024 *
30	EP5415(2) *	EP6015(2) *	EP7015(2) *
36	EP5418(2) *	EP6018(2) *	EP7018(2) *
42	EP5421(2) *	EP6021(2) *	EP7021(2) *
48	EP5424(2) *	EP6024(2) *	EP7024(2) *
54	EP5418(3) *	EP6018(3) *	EP7018(3) *
60	EP5420(3) *	EP6020(3) *	EP7020(3) *
72	EP5424(3) *	EP6024(3) *	EP7024(3) *

Select a finish and place the suffix into "*" (with Cat No.)

Finish	Suffix
Chrome	C
Poly Brite	EZ
Poly Green	GZ
Stainless Steel	S

MAXEL Wine Shelf ~ Bottle is supported individually in a cradle foamed by the wires of the shelf, is an attractive and safe way to display and store wine bottles. The open wire constructive allow maximum visibility and air circulate around bottle. Each shelf accommodates 9 bottles (for 14"Wx36"L) and 12 bottles (for 14"W x 48"L). Chrome finish. The use of Foot Plates is recommended for additional stability.

MAXEL Slanted Wine Shelf

Cat No.	Width X Length	
	(IN.)	(MM.)
I436CSW	14 X 36	355 X 908
I448CSW	14 X 48	355 X 1213



MAXEL Cradle Wine Shelf

Cat No.	Width X Length	
	(IN.)	(MM.)
I436CCW	14 X 36	355 X 908
I448CCW	14 X 48	355 X 1213



MAXEL Bulk Storage Wine Storage

- ~ Able to store large quantity of wines in a limited space.
- ~ Units are enclosed by back and side panels which keep bottles secure and prevent accidents.
- ~ Optional doors which can be locked with a padlock are available.
- ~ The use of Foot Plates is recommended for additional stability.

Cat No.	Width X Length X Height		Capacity (KG.)
	(IN.)	(MM.)	
BWI436 *	14 X 36 X 70	355 X 908 X 1800	138
BWI448 *	14 X 48 X 70	355 X 1213 X 1800	168
BWI436D * (DOOR)	14 X 36 X 70	355 X 908 X 1800	138
BWI448D * (DOOR)	14 X 48 X 70	355 X 1213 X 1800	168



Select a finish and place the suffix into "*" (with Cat No.)	Finish	Suffix
	Chrome	C
	Poly Brite	EZ
	Poly Green	GZ
	Stainless Steel	S

Capacity of bottles storage may vary if different design of bottle fit into single compartments.

Solid Flat Shelf

MAXEL Solid Flat Shelf units ~ Perfect for application involving spillage. Solid shelf provides barrier between floor and bottom shelf contents to deter contamination. Shelf design with edge on all four sides to contain spills, prevent things drop out from the shelf. Stainless Steel flat solid shelf (Type 304) features a stainless construction to withstand high temperature, corrosive applications.

Cat No.	Width X Length	
	(IN.)	(MM.)
1424FS	14 X 24	355 X 610
1430FS	14 X 30	355 X 756
1436FS	14 X 36	355 X 908
1448FS	14 X 48	355 X 1213
1460FS	14 X 60	355 X 1518
1824FS	18 X 24	457 X 610
1830FS	18 X 30	457 X 756
1836FS	14 X 36	457 X 908
1848FS	18 X 48	457 X 1213
1860FS	18 X 60	457 X 1518
2124FS	21 X 24	533 X 610
2130FS	21 X 30	533 X 756
2136FS	21 X 36	533 X 908
2148FS	21 X 48	533 X 1213
2160FS	21 X 60	533 X 1518
2424FS	24 X 24	610 X 610
2430FS	24 X 30	610 X 756
2436FS	24 X 36	610 X 908
2448FS	24 X 48	610 X 1213
2460FS	24 X 60	610 X 1518



Posts are double-grooved every 8" for easy identification

Cat No.	Length	
	(IN.)	(MM.)
P33S	33"	830
P54S	54"	1370
P63S	63"	1600
P70S	70"	1800
P74S	74"	1880
P86S	86"	2200
P96S	96"	2438

MAXEL Solid Flat Shelf Add-On Accessories ~ Strengthen shelf units by using accessories to optimize shelf usability.

Shelf Ledges - Side and Back ledges installed to prevent items falling from shelves

Cat No.	Length X Height	
	(IN.)	(MM.)
L14FS	14 X 4	350 X 100
L18FS	18 X 4	450 X 100
L21FS	21 X 4	530 X 100
L24FS	24 X 4	600 X 100
L30FS	30 X 4	750 X 100
L36FS	36 X 4	900 X 100
L42FS	42 X 4	1050 X 100
L48FS	48 X 4	1200 X 100
L54FS	54 X 4	1350 X 100
L60FS	60 X 4	1500 X 100
L72FS	72 X 4	1800 X 100

Shelf Dividers - Dividers keep wire shelf contents norganised, sorting items orderly

Cat No.	Length X Height	
	(IN.)	(MM.)
D14FS	14 X 8	350 X 200
D18FS	18 X 8	450 X 200
D21FS	21 X 8	530 X 200
D24FS	24 X 8	600 X 200

Heavy Duty Shelf

MAXEL Heavy Duty Shelf units ~ is an ideal for high density storage. Weight capacity of 500-700 kgs per unit shelf depending upon size**. Adjustable and repositioned on 1" (25mm) increments for maximum versatility.

Open design minimizes moisture and dust accumulation; allow free air circulation.

Dunnage Shelf ~ Constructed of 1" square steel tubing with removable wire decking.

Cat No.	Width X Length	
	(IN.)	(MM.)
DS2430 *	24 X 30	610 X 756
DS2436 *	24 X 36	610 X 908
DS2448 *	24 X 48	610 X 1213
DS2460 *	24 X 60	610 X 1518



MAXEL Heavy Duty Dunnage Racks ~ maximizes storage space, which allowing you to keep floor clean. Heavy Duty Dunnage Rack includes a removable top deck, a three sided frame (for Height 12" series onwards) and adjustable floor levering nuts.

Stainless Steel finishing is also available in the height of 6" (150mm) and 12" (300mm) .

Cat No.	Width X Length X Height		
	(IN.)	(MM.)	
D2430 *8	24 X 30 X 8	610 X 756 X 200	
D2436 *8	24 X 36 X 8	610 X 908 X 200	
D2448 *8	24 X 48 X 8	610 X 1213 X 200	
D2460 *8	24 X 60 X 8	610 X 1518 X 200	
D2430 *12	24 X 30 X 12	610 X 756 X 300	
D2436 *12	24 X 36 X 12	610 X 908 X 300	
D2448 *12	24 X 48 X 12	610 X 1213 X 300	
D2460 *12	24 X 60 X 12	610 X 1518 X 300	



Select a finish and place the suffix into "*" (with Cat No.)

Finish	Suffix
Poly Brite	EZ
Poly Green	GZ
Stainless Steel	S

Heavy Duty Shelf

MAXEL Heavy Duty Shelf Starter Units ~ consists of four (4) posts and four (4) shelves in the height and shelf size indicated.

Cat No.	Width X Length X Height	
	(IN.)	(MM.)
D2430 *60	24 X 30 X 60	610 X 756 X 1500
D2436 *60	24 X 36 X 60	610 X 908 X 1500
D2448 *60	24 X 48 X 60	610 X 1213 X 1500
D2460 *60	24 X 60 X 60	610 X 1518 X 1500
D2430 *70	24 X 30 X 70	610 X 756 X 1800
D2436 *70	24 X 36 X 70	610 X 908 X 1800
D2448 *70	24 X 48 X 70	610 X 1213 X 1800
D2460 *70	24 X 60 X 70	610 X 1518 X 1800



MAXEL Heavy Duty Shelving Parts



Hollow Three Sided Frame



Dunnage Wire Mesh

Select a finish and place the suffix into "*" (with Cat No.)

Finish	Suffix
Poly Brite	EZ
Poly Green	GZ
Stainless Steel	S

For special size, please consult MAXEL local sales representative.

Specialty Shelving

MAXEL Slanted Shelf ~ Allow maximum visibility and accessibility. Product restocking is fast and easy.

Cat No.	Width X Length	
	(IN.)	(MM.)
1836CSS	18 X 36	450 X 900

Starter units ~ Consists of four (4) posts, four (4) slanted shelves, one (1) wire shelf on the top and one (1) three-sided frame at bottom in the height and shelf size indicated.

Cat No.	Width X Length X Height		
	(IN.)	(MM.)	
1836CSS6	18 X 36 X 60	450 X 900 X 1500	
1836CSS7	18 X 36 X 70	450 X 900 X 1800	
1836CSS8	18 X 36 X 86	450 X 900 X 2200	



MAXEL Cantilever Shelf ~ Ideal for convenient space above a storage unit. Shelves have edge at 1" high provides security, preventing contents from falling off shelf. Chrome Finish.

Cat No.	Width X Length	
	(IN.)	(MM.)
1224CSNC	12 X 24	305 X 610
1230CSNC	12 X 30	305 X 756
1236CSNC	12 X 36	305 X 908
1248CSNC	12 X 48	305 X 1213
1260CSNC	12 X 60	305 X 1518



MAXEL Reel Shelf ~ Offers an efficient method of storage and transport for standard size component reels. Shelves can be mixed and matched with standard wire shelves, posts and casters to create a reel storage system.

* Use aluminium clip to convert into conductive / ESD.

* Use aluminium clip & conductive caster to convert as mobile conductive trolley unit to mobilise in productive area.

Cat No.	Width X Length		Handles Reel Sizes (IN.)	Reel Capacity / Shelf (KG.)
	(IN.)	(MM.)		
I824SMTW	18 X 24	457 X 610	7	52
I824SMTV	18 X 24	457 X 610	13 - 15	9
I836SMTW	18 X 36	457 X 908	7	78
I836SMTV	18 X 36	457 X 908	13 - 15	15
I848SMTW	18 X 48	457 X 1213	7	104
I848SMTV	18 X 48	457 X 1213	13 - 15	21



W-SMT Shelf



V-SMT Shelf



Wall Mount Shelving Systems


MAXEL Wall Mounts Shelving Systems ~ is an idea for storing items overhead or above work surfaces.

Posts Type Wall Mounts System

Starter units ~ includes two posts and four wall brackets. (Brackets ALL Stainless Steel Finish).

Order wire shelves and Cantilever shelves separately. Shelves 12", 14" and 18" wide are recommended and length is advise not longer than 48". See Page 6, 28, 29.

Cat No.	Height	
	(IN.)	(MM.)
WMP12 *	12	300
WMP24 *	24	600
WMP33 *	33	830



Single Shelf Bracket

Cat No.	Length	
	(IN.)	(MM.)
SB12 *	12	300
SB14 *	14	350
SB18 *	18	450



Double Shelf Bracket

Cat No.	Length	
	(IN.)	(MM.)
DB12 *	12	300
DB14 *	14	350
DB18 *	18	450



Select a finish and place the suffix into "*" (with Cat No.)

Finish	Suffix
Chrome	C
Poly Brite	EZ
Poly Green	GZ
Stainless Steel	S

Strength rated to 60 lbs. (27kgs) of evenly distributed weight per shelf.

Hardware for mounting to the wall is not included.

MAXEL Wall Mounts Shelving Systems ~ is an idea for storing items overhead or above work surfaces.

Direct Wall Mounts System

Starter units ~ includes one pair shelf support c/w mounting brackets.

Order shelves separately. Shelves are recommended in lengths not longer than 48". See Page 6.

Cat No.	Height	
	(IN.)	(MM.)
IDWM14 *	14	350
IDWM18 *	18	450
IDWM21 *	21	530
IDWM24 *	24	1200



Select a finish and place the suffix into "*" (with Cat No.)

Finish	Suffix
Chrome	C
Poly Brite	EZ
Poly Green	GZ
Stainless Steel	S

Strength rated to 120 lbs. (54kgs) of evenly distributed weight per shelf.

Hardware for mounting to the wall is not included.

Wall Storage Systems

MAXEL Wall Storage System ~ Increase wall storage efficiency. Accessories easily attach to grid without the need of tools.



Wall Grid ~ is easy to install by wall the grid directly to the wall. (Brackets included)

Cat No.	Width X Length	
	(IN.)	(MM.)
WG2424 *	24 X 24	610 X 610
WG2436 *	24 X 36	610 X 908
WG2448 *	24 X 48	610 X 1213
WG3024 *	30 X 24	756 X 610
WG3036 *	30 X 36	756 X 908
WG3048 *	30 X 48	756 X 1213
WG3624 *	36 X 24	908 X 610
WG3636 *	36 X 36	908 X 908
WG3648 *	36 X 48	908 X 1213



Slanted Shelves

Cat No.	Width X Length X Height		
	(IN.)	(MM.)	
S612 *	6 X 12 X 3	150 X 300 X 76	
S618 *	6 X 18 X 3	150 X 450 X 76	
S624 *	6 X 24 X 3	150 X 610 X 76	
SI212 *	12 X 12 X 3	300 X 300 X 76	
SI218 *	12 X 18 X 3	300 X 450 X 76	
SI224 *	12 X 24 X 3	300 X 610 X 76	



Select a finish and place the suffix into "*" (with Cat No.)

Finish	Suffix
Poly Brite	EZ
Poly Green	GZ
Stainless Steel	S

MAXEL Wall Storage System ~ Increase wall storage efficiency. Accessories easily attach to grid without the need of tools.

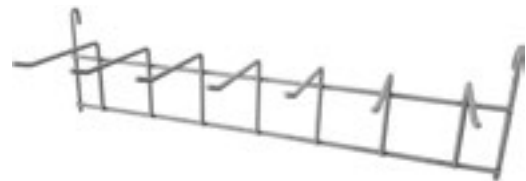
Grid Basket

Cat No.	Width X Length X Height	
	(IN.)	(MM.)
GB612 *	6 X 12 X 3	150 X 300 X 76
GB618 *	6 X 18 X 3	150 X 450 X 76
GB624 *	6 X 24 X 3	150 X 610 X 76
GB1212 *	12 X 12 X 3	300 X 300 X 76
GB1218 *	12 X 18 X 3	300 X 450 X 76
GB1224 *	12 X 24 X 3	300 X 610 X 76




Hooks ~ 12”L Hook has four (4) hooks while 24”L Hook has seven (7) hooks

Cat No.	Width X Length X Height	
	(IN.)	(MM.)
H12 *	7 X 12 X 6	175 X 300 X 150
H24 *	7 X 24 X 6	175 X 610 X 150




One Piece Hook

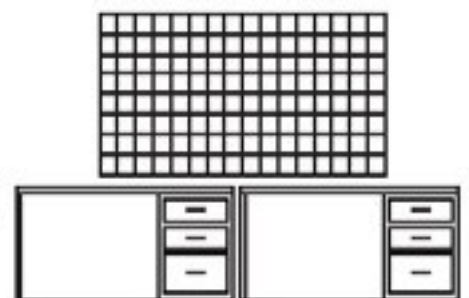
Cat No.	Width X Length	
	(IN.)	(MM.)
HOOK *	2 X 4	50 X 100



Above Sink Area



Above Preparation Table



Above Counter / Cabinet Area

Select a finish and place the suffix into “*” (with Cat No.)

Finish	Suffix
Poly Brite	EZ
Poly Green	GZ
Stainless Steel	S

Multi - Functions Storage Systems

MAXELMulti - Functions Storage Systems ~ Systems can be used as:-

~ **Laundry Cart, Exchange and Linen Truck / Transport Storage Cart** - Reduce inventory requirements and dispensing time by using top of the line cart for exchanging supplies throughout health care, commercial factory and hotel. (**Standard Units)

~ **Security Storage Cart** - Protects valuable materials and sensitive items from loss or pilferage. (** Security Units ~ with front door panel set)

Standard Units (Laundry Cart, Exchange and Linen Truck / Transport Storage Cart) ~

includes four (4) posts, top and bottom shelves, two (2) side panels and two (2) back panels.

Order immediate wire shelves seperately

Cat No.	Width X Length X Height	
	(IN.)	(MM.)
SEC1836 *	18 X 36 X 60	457 X 908 X 1500
SEC1848 *	18 X 48 X 60	457 X 1213 X 1500
SEC1860 *	18 X 60 X 60	457 X 1518 X 1500
SEC2136 *	21 X 36 X 60	533 X 908 X 1500
SEC2148 *	21 X 48 X 60	533 X 1213 X 1500
SEC2160 *	21 X 60 X 60	533 X 1500 X 1500
SEC2436 *	24 X 36 X 60	610 X 908 X 1500
SEC2448 *	24 X 48 X 60	610 X 1213 X 1500
SEC2460 *	24 X 60 X 60	610 X 1500 X 1500



Security Units (Security Storage Cart) ~

includes four (4) posts, top and bottom shelves, two (2) side panels, two (2) back panel and two (2) front door.

Order immediate wire shelves seperately

Cat No.	Width X Length X Height	
	(IN.)	(MM.)
SEC1836D *	18 X 36 X 60	457 X 908 X 1500
SEC1848D *	18 X 48 X 60	457 X 1213 X 1500
SEC1860D *	18 X 60 X 60	457 X 1518 X 1500
SEC2136D *	21 X 36 X 60	533 X 908 X 1500
SEC2148D *	21 X 48 X 60	533 X 1213 X 1500
SEC2160D *	21 X 60 X 60	533 X 1500 X 1500
SEC2436D *	24 X 36 X 60	610 X 908 X 1500
SEC2448D *	24 X 48 X 60	610 X 1213 X 1500
SEC2460D *	24 X 60 X 60	610 X 1500 X 1500



Select a finish and place the suffix into "*" (with Cat No.)

Finish	Suffix
Chrome	C
Poly Brite	EZ
Poly Green	GZ
Stainless Steel	S

Multi - Functions Storage Systems

Mobile Standard Units ~ includes four (4) posts, top and bottom shelves, two (2) side panels, two (2) back panels, two (2) 5" dia swivel stem casters and two (2) 5" dia brake stem casters.

Wheels material : Resilient Rubber, Polyurethane & Conductive

Order immediate wire shelves seperately

Cat No.	Width X Length X Height	
	(IN.)	(MM.)
SECM1836 *	18 X 36 X 60	457 X 908 X 1500
SECM1848 *	18 X 48 X 60	457 X 1213 X 1500
SECM1860 *	18 X 60 X 60	457 X 1518 X 1500
SECM2136 *	21 X 36 X 60	533 X 908 X 1500
SECM2148 *	21 X 48 X 60	533 X 1213 X 1500
SECM2160 *	21 X 60 X 60	533 X 1500 X 1500
SECM2436 *	24 X 36 X 60	610 X 908 X 1500
SECM2448 *	24 X 48 X 60	610 X 1213 X 1500
SECM2460 *	24 X 60 X 60	610 X 1500 X 1500



Mobile Security Units ~ includes four (4) posts, top and bottom shelves, two (2) side panels, two (2) back panel, two (2) front door. two (2) 5" dia swivel stem casters, two (2) 5" dia brake stem casters and four (4) 3" donut bumper.

Wheels material : Resilient Rubber, Polyurethane & Conductive

Order immediate wire shelves seperately

Cat No.	Width X Length X Height	
	(IN.)	(MM.)
SECM1836D *	18 X 36 X 60	457 X 908 X 1500
SECM1848D *	18 X 48 X 60	457 X 1213 X 1500
SECM1860D *	18 X 60 X 60	457 X 1518 X 1500
SECM2136D *	21 X 36 X 60	533 X 908 X 1500
SECM2148D *	21 X 48 X 60	533 X 1213 X 1500
SECM2160D *	21 X 60 X 60	533 X 1500 X 1500
SECM2436D *	24 X 36 X 60	610 X 908 X 1500
SECM2448D *	24 X 48 X 60	610 X 1213 X 1500
SECM2460D *	24 X 60 X 60	610 X 1500 X 1500



Select a finish and place the suffix into "*" (with Cat No.)	Finish	Suffix
	Chrome	C
	Poly Brite	EZ
	Poly Green	GZ
	Stainless Steel	S

For others combination caster, please consult MAXEL local sales representative.

Trolley / Utility Carts

MAXEL Trolley or Utility Cart ~ is a durable, dependable transport solution. Easy to handle cart can be maneuvered through corridors and doorways without difficulty. Each standard cart consists of 2 “U” shaped handles, indicated number of shelves, two (2) stem swivel rubber casters 5”(dia), two (2) stem brake rubber casters 5”(dia), four (4), 3” (dia) bumper and are 34” high.

Cart available in 2 or 3 tiers, combination with solid and wire shelf. Casters are available in rubber, polyurethane (PU), conductive and nylon wheels.

Utility Cart 100 Series ~ 2 solid shelves & stainless steel handle

Cat No.	Width X Length	
	(IN.)	(MM.)
UC101	18 X 24	457 X 610
UC102	18 X 30	457 X 756
UC103	18 X 36	457 X 908
UC104	21 X 24	533 X 610
UC105	21 X 30	533 X 756
UC106	21 X 36	533 X 908
UC107	24 X 24	610 X 610
UC108	24 X 30	610 X 756
UC109	24 X 36	610 X 908



Utility Cart 200 Series ~ 1 solid shelf, 1 chrome wire shelf & chrome handle

Cat No.	Width X Length	
	(IN.)	(MM.)
UC201	18 X 24	457 X 610
UC202	18 X 30	457 X 756
UC203	18 X 36	457 X 908
UC204	21 X 24	533 X 610
UC205	21 X 30	533 X 756
UC206	21 X 36	533 X 908
UC207	24 X 24	610 X 610
UC208	24 X 30	610 X 756
UC209	24 X 36	610 X 908



MAXEL Trolley or Utility Cart ~ is a durable, dependable transport solution. Easy to handle cart can be maneuvered through corridors and doorways without difficulty. Each standard cart consists of 2 “U” shaped handles, indicated number of shelves, two (2) stem swivel rubber casters 5”(dia), two (2) stem brake rubber casters 5”(dia), four (4), 3” (dia) bumper and are 34” high.

Cart available in 2 or 3 tiers, combination with solid and wire shelf. Casters are available in rubber, polyurethane (PU), conductive and nylon wheels.

Utility Cart 300 Series ~ 2 chrome wire shelves & chrome handle

Cat No.	Width X Length	
	(IN.)	(MM.)
UC301	18 X 24	457 X 610
UC302	18 X 30	457 X 756
UC303	18 X 36	457 X 908
UC304	21 X 24	533 X 610
UC305	21 X 30	533 X 756
UC306	21 X 36	533 X 908
UC307	24 X 24	610 X 610
UC308	24 X 30	610 X 756
UC309	24 X 36	610 X 908



Utility Cart 400 Series ~ 3 solid shelves, & stainless steel handle

Cat No.	Width X Length	
	(IN.)	(MM.)
UC401	18 X 24	457 X 610
UC402	18 X 30	457 X 756
UC403	18 X 36	457 X 908
UC404	21 X 24	533 X 610
UC405	21 X 30	533 X 756
UC406	21 X 36	533 X 908
UC407	24 X 24	610 X 610
UC408	24 X 30	610 X 756
UC409	24 X 36	610 X 908



Trolley / Utility Carts

MAXEL Trolley or Utility Cart ~ is a durable, dependable transport solution. Easy to handle cart can be maneuvered through corridors and doorways without difficulty. Each standard cart consists of 2 “U” shaped handles, indicated number of shelves, two (2) stem swivel rubber casters 5”(dia), two (2) stem brake rubber casters 5”(dia), four (4), 3” (dia) bumper and are 34” high.

Cart available in 2 or 3 tiers, combination with solid and wire shelf. Casters are available in rubber, polyurethane (PU), conductive and nylon wheels.

Utility Cart 500 Series ~ 2 solid shelves, 1 chrome wire shelf & chrome handle

Cat No.	Width X Length	
	(IN.)	(MM.)
UC501	18 X 24	457 X 610
UC502	18 X 30	457 X 756
UC503	18 X 36	457 X 908
UC504	21 X 24	533 X 610
UC505	21 X 30	533 X 756
UC506	21 X 36	533 X 908
UC507	24 X 24	610 X 610
UC508	24 X 30	610 X 756
UC509	24 X 36	610 X 908



Utility Cart 600 Series ~ 1 solid shelf, 2 chrome wire shelves & chrome handle

Cat No.	Width X Length	
	(IN.)	(MM.)
UC601	18 X 24	457 X 610
UC602	18 X 30	457 X 756
UC603	18 X 36	457 X 908
UC604	21 X 24	533 X 610
UC605	21 X 30	533 X 756
UC606	21 X 36	533 X 908
UC607	24 X 24	610 X 610
UC608	24 X 30	610 X 756
UC609	24 X 36	610 X 908



MAXEL Trolley or Utility Cart ~ is a durable, dependable transport solution. Easy to handle cart can be maneuvered through corridors and doorways without difficulty. Each standard cart consists of 2 “U” shaped handles, indicated number of shelves, two (2) stem swivel rubber casters 5”(dia), two (2) stem brake rubber casters 5”(dia), four (4), 3” (dia) bumper and are 34” high.

Cart available in 2 or 3 tiers, combination with solid and wire shelf. Casters are available in rubber, polyurethane (PU), conductive and nylon wheels.

Utility Cart 700 Series ~ 3 chrome wire shelves & chrome handle

Cat No.	Width X Length	
	(IN.)	(MM.)
UC701	18 X 24	457 X 610
UC702	18 X 30	457 X 756
UC703	18 X 36	457 X 908
UC704	21 X 24	533 X 610
UC705	21 X 30	533 X 756
UC706	21 X 36	533 X 908
UC707	24 X 24	610 X 610
UC708	24 X 30	610 X 756
UC709	24 X 36	610 X 908



Space Planner System

MAXEL Space Planner ~ increase storage capacity

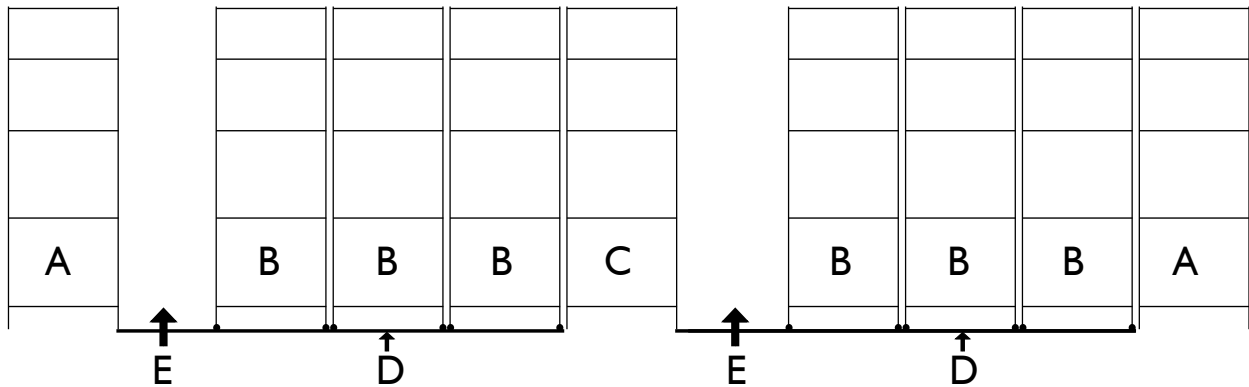
- ~ Solution for space limited storage area.
- ~ Economic : Save space = Save \$ (ie. Lease lesser storage space, lower down fixed cost for business operation)
- ~ Durable : The system designed to carry heavy load, can hold up to 550kgs (1,200 lbs) per units



Stationary End Unit Kits ~ Includes 70”(H) high posts (1800mm) high stationary posts, and hardware necessary for connecting stationary end units to tracks and floor. Order one kit per system. Shelves are sold separately. (Refer page 6 & 12)

Stationary Intermediate Unit Kits ~ Includes 70”(H) high posts (1800mm) high stationary posts, and hardware necessary for connecting stationary intermediate units to tracks and floor. Order one kit per system. Shelves are sold separately. (Refer page 6)

Mobile Unit Kits ~ Includes 70”(H) high posts (1800mm) high mobile posts, casters, donut bumpers, and others hardware to assemble a mobile unit. Shelves are sold separately. (Refer page 6)



Space Planner ~ System Components

A	=	Stationary End Units
B	=	Mobile Units
C	=	Stationary Intermediate Unit
D	=	Track Sets
E	=	Active Space (Aisle)

System Components	Cat No.
Stationary End Unit Kits	SPSK *
Stationary Intermediate Unit Kits	SPSIK *
Mobile Unit Kits	SPMK *

Select a finish and place the suffix into “*” (with Cat No.)

Finish	Suffix
Chrome	C
Poly Brite	EZ
Poly Green	GZ
Stainless Steel	S

Space Planner System

MAXEL Track Sets ~ includes tracks system and hardware needed to assemble track runs up to 24' (7315mm)

Track Length (Feet)	Cat No.	Track Length (Feet)	Cat No.
2	SPT2A	14	SPT14A
4	SPT4A	15	SPT15A
5	SPT5A	16	SPT16A
6	SPT6A	17	SPT17A
7	SPT7A	18	SPT18A
8	SPT8A	19	SPT19A
9	SPT9A	20	SPT20A
10	SPT10A	21	SPT21A
11	SPT11A	22	SPT22A
12	SPT12A	23	SPT23A
13	SPT13A	24	SPT24A

Notes :-

1. All end, intermediate, and mobile units must be 18" (457mm) or wider.
2. Under normal conditions, active space width is recommended 30" - 36" (760mm - 914mm).
Likewise, may require large object to be store.
3. A stationary intermediate unit is required when the track length exceeds 21 feet (6405mm). A stationary intermediate unit may be used at the discretion of the user when the track lengths are less than 21 feet (6405mm).
4. It is recommended that the tracks are installed at a minimum of 1-3/4" (45mm) from the wall.
5. Actual width for a stationary space planner is +3-1/2" (89mm).
6. Actual height for a mobile space planner is +4.5" (115mm).
7. Actual length for a mobile space planner to each unit mobile unit is +3" (76mm).
8. Weight capacities for standard space planner are designed to hold up to 550kgs (1,200 lbs).
9. Shelves sold separately. (refer page 6 & 12).

Pyramid Merchandiser



MAXEL Pyramid Mechandiser ~ is a concept for using hollow and wire shelf as combination. It used post clamps help to design.



Cat No.	Width X Length X Height			
	Lower Shelving		Higher Shelving	
	(IN.)	(MM.)	(IN.)	(MM.)
CJ903546/83A6E-WH	14 X 36 X 18	350 X 900 X 460	14 X 36 X 33	350 X 900 X 830

Finish	Suffix
Chrome	C
Poly Brite	EZ
Poly Green	GZ
Stainless Steel	S

Select a finish and place the suffix into "*" (with Cat No.)

For other size, finising or colour, please cosult MAXEL local sales representative.



Tel : 03-8961 3050 / 8964 0303
Fax : 03-8964 0808

Lot 3383, Jalan 7/1, Kawasan Perindustrian Li Fong,
Taman Selesa Jaya, 43300 Seri Kembangan, Selangor.

Email : sales@maxel.com.my
Website : www.maxel.com.my